


CodeL Entry Systems offers a Multi-Point Locking System of the finest design, most precise machining and highest quality materials providing homeowners with a secure locking system stronger than traditional deadbolt locks.

MULTI-POINT Locking System



Screw Support

Prevents flexing or bending of the gear for lifetime performance and smoother operation.



Mishandling Device

Prevents multiple locking points from accidentally firing and potentially damaging door trim. Fully field reversible.



Solid Stainless Steel Deadbolt

Highly corrosion resistant and stronger than traditional deadbolts.



Flush Bolts (Top & Bottom)

Optional Multi-Point is available for the inactive door. The flush-bolts operate by the handle on the in-active panel, sending the flush-bolts simultaneously into the head and sill, offering a smooth and easy operation and securing your entry door.



Manual Tongue (Top & Bottom)

While offering security in the locked position, the manual tongue engages into the jamb or mull post and retracts when opened, giving a smooth, clean appearance.

Features and Benefits

- *300 Series Stainless Steel-Highly corrosion resistant.*
- *Self Lubricating Parts - Last longer by eliminating the need to lubricate locks.*
- *Solid Stainless Steel Deadbolt - Highly corrosion resistant and stronger than traditional deadbolts.*
- *Mishandling Device - Prevents multiple locking points from accidentally firing and potentially damaging door trim. Fully field reversible.*
- *Full-Size Screw Supports - Prevents flexing or bending of the gear for lifetime performance and smoother operation.*
- *Helps prevent doors from bowing and adds extra security at the same time.*

*Only available on Smooth or Textured Fiberglass units. Not available on cut-down units.

Multi-Point Hardware Options & Finishes

Codel offers three elegant finishes in both our Traditional and Contemporary handle sets. Our handle sets are constructed of solid brass forging, offering high strength, intensity and durability as well as a smooth, blemish-free surface.

Traditional Handle Set



T112

Contemporary Handle Set



C151



Brass

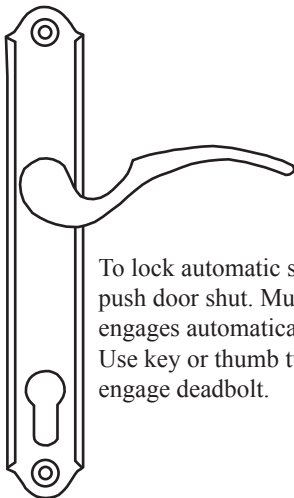


Brushed Chrome

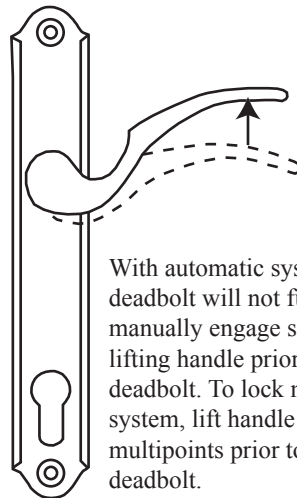


Black Nickel

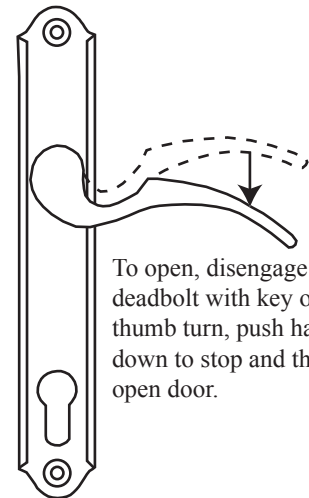
Engaging The Multi-Point Locking System



To lock automatic system, push door shut. Multi-Point engages automatically. Use key or thumb turn to engage deadbolt.



With automatic system if deadbolt will not fully engage, manually engage system by lifting handle prior to engaging deadbolt. To lock manual system, lift handle to engage multipoints prior to engaging deadbolt.



To open, disengage deadbolt with key or thumb turn, push handle down to stop and then open door.