

# FAX

## 90-Minute Door Order Form

# FAX

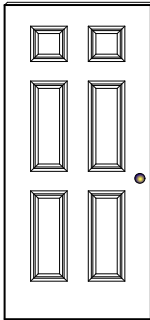
Company \_\_\_\_\_ Order Date \_\_\_\_\_ Ship Date \_\_\_\_\_

P.O. # \_\_\_\_\_ Ordered By \_\_\_\_\_ Codel Truck


Sidemark \_\_\_\_\_ OR Will Call

**STANDARD PRE-HUNG UNIT INCLUDES:** Pre-hung in base frame, primed hinges, 1-bore (2-3/4 B.S.), mill fixed sill, white compression weather-strip, white adjustable cap sweep. (Closure kit ships knock down in a box)

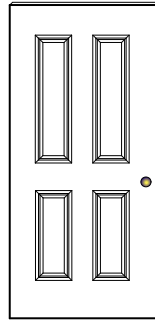
### DOOR STYLE



- 26
- 28
- 210
- 30
- 30 (Closure/Panic)
- 30 X 70 (Closure/Panic)



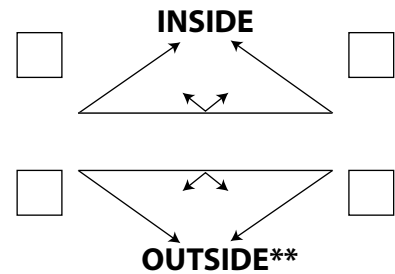
- 28
- 30
- 30 (Closure/Panic)
- 30 X 70 (Closure/Panic)



- 28
- 30

QUANTITY: L-H \_\_\_\_\_

R-H \_\_\_\_\_



**CLOSURE KIT:**  4-1/2" - 5-1/2"     6-1/2" - 7-1/2"     9-1/2" - 10-1/2"  
 5-1/2" - 6-1/2"     8-1/2" - 9-1/2"

### SILL OPTIONS:

#### Vinyl Cap Mill (Std)

- Low Profile Mill
- Low Profile Bronze
- Omit Sill\*

\*If omit sill, what is the clearance from the bottom of slab to bottom of jamb (not including door sweep.)

\_\_\_\_\_

\_\_\_\_\_

\_\_\_\_\_

\_\_\_\_\_

### HINGE OPTIONS:

#### PRIMED (STD.)

- US26D Brushed Chrome
- US26D Ball Bearing
- US3 Bright Brass
- US15A Antique Nickel
- US15
- Self Closing Hinges (2)
- US10B

Other: \_\_\_\_\_

### BORE/MISC. OPTIONS

#### BORE 2-3/4 B.S. (STD.)

- Deadbolt Bore
- Peep Hole Bore
- Install Peep Site
- DoorGuard Slab Cover

Other: \_\_\_\_\_

\*\*Outswing units will only accept a low profile sill.